


**KCES's COLLEGE OF Engineering & Information Tehnology, Jalgaon**

A.Y.2018-19

**2.7 Student satisfaction survey analysis**

| <b>Dept.</b> | <b>Avg GPA</b> |
|--------------|----------------|
| E&TC         | 3.43           |
| Elect        | 2.88           |
| Mech         | 3.61           |
| Comp         | 2.8            |
| MBA          | 3.36           |
| Overall GPA  | 3.216          |

  
**Principal**


KCES's COLLEGE OF Engineering & Information Tehnology  
DEPARTMENT: ELECTRONICS AND TELECOMMUNICATION

A.Y.2018-19

2.7 Student satisfaction survey analysis

Date :- 09/04/2019

| QUE. NO.                    | Response |    |   |   |   | AVG. GPA of each QUE.<br>(B*4+C*3+D*2+E*1+F*0)/20 |
|-----------------------------|----------|----|---|---|---|---|
|                             | 4        | 3  | 2 | 1 | 0 |   |
| 1                           | 12       | 7  | 0 | 1 | 0 | 3.5   |
| 2                           | 4        | 16 | 0 | 0 | 0 | 3.2   |
| 3                           | 12       | 6  | 2 | 0 | 0 | 3.5   |
| 4                           | 8        | 10 | 2 | 0 | 0 | 3.3   |
| 5                           | 8        | 11 | 0 | 1 | 0 | 3.3   |
| 6                           | 14       | 5  | 1 | 0 | 0 | 3.65  |
| 7                           | 11       | 8  | 0 | 1 | 0 | 3.45  |
| 8                           | 5        | 13 | 2 | 0 | 0 | 3.15  |
| 9                           | 11       | 9  | 0 | 0 | 0 | 3.55  |
| 10                          | 10       | 10 | 0 | 0 | 0 | 3.5   |
| 11                          | 12       | 7  | 0 | 1 | 0 | 3.5   |
| 12                          | 7        | 12 | 1 | 0 | 0 | 3.3   |
| 13                          | 14       | 6  | 0 | 0 | 0 | 3.7   |
| 14                          | 9        | 11 | 0 | 0 | 0 | 3.45  |
| 15                          | 8        | 11 | 0 | 1 | 0 | 3.3   |
| 16                          | 13       | 6  | 0 | 1 | 0 | 3.55  |
| 17                          | 9        | 11 | 0 | 0 | 0 | 3.45  |
| 18                          | 9        | 9  | 1 | 0 | 0 | 3.25  |
| 19                          | 8        | 10 | 1 | 1 | 0 | 3.25  |
| 20                          | 14       | 6  | 0 | 0 | 0 | 3.7   |
| AVG. GPA=<br>SUM(G3:G22)/20 |          |    |   |   |   | 3.43  |

  
Feedback Analysis Coordinator  
Mr. M. R. Sonawane

  
HOD  
Mr. S. S. Patil

  
Principal


KCES's COLLEGE OF Engineering & Information Tehnology  
 DEPARTMENT: Mechanical  
 A.Y.2018-19

2.7 Student satisfaction survey analysis

| QUE. NO.                    | Response |    |   |   |   | AVG. GPA of each QUE.<br>(B*4+C*3+D*2+E*1+F*0)/20 |
|-----------------------------|----------|----|---|---|---|---|
|                             | 4        | 3  | 2 | 1 | 0 |   |
| 1                           | 13       | 5  | 2 | 0 | 0 | 3.55  |
| 2                           | 12       | 8  | 0 | 0 | 0 | 3.6   |
| 3                           | 15       | 5  | 0 | 0 | 0 | 3.75  |
| 4                           | 15       | 4  | 1 | 0 | 0 | 3.7   |
| 5                           | 16       | 4  | 0 | 0 | 0 | 3.8   |
| 6                           | 12       | 8  | 0 | 0 | 0 | 3.6   |
| 7                           | 11       | 9  | 0 | 0 | 0 | 3.55  |
| 8                           | 12       | 7  | 1 | 0 | 0 | 3.55  |
| 9                           | 11       | 6  | 3 | 0 | 0 | 3.4   |
| 10                          | 16       | 4  | 0 | 0 | 0 | 3.8   |
| 11                          | 14       | 5  | 1 | 0 | 0 | 3.65  |
| 12                          | 15       | 5  | 0 | 0 | 0 | 3.75  |
| 13                          | 8        | 8  | 3 | 1 | 0 | 3.15  |
| 14                          | 15       | 4  | 0 | 1 | 0 | 3.65  |
| 15                          | 10       | 10 | 0 | 0 | 0 | 3.5   |
| 16                          | 12       | 8  | 0 | 0 | 0 | 3.6   |
| 17                          | 15       | 5  | 0 | 0 | 0 | 3.75  |
| 18                          | 16       | 3  | 1 | 0 | 0 | 3.75  |
| 19                          | 11       | 4  | 5 | 0 | 0 | 3.3   |
| 20                          | 14       | 6  | 0 | 0 | 0 | 3.7   |
| AVG. GPA=<br>SUM(G3:G22)/20 |          |    |   |   |   | 3.61  |



Feedback Analysis Coordinator  
 Mr. M. M. Nehete

  
 HOD

Mr. M. D. Salunke



Principal

KCES's COLLEGE OF Engineering & Information Tehnology  
 DEPARTMENT:COMPUTER ENGINEERING  
 A.Y.2018-19

Date- 09/04/2019

2.7 Student Satisfaction Survey Analysis

| QUE. NO.                    | Response |    |    |   |   | AVG. GPA of each QUE.<br>(B*4+C*3+D*2+E*1+F*0)/20 |
|-----------------------------|----------|----|----|---|---|---|
|                             | 4        | 3  | 2  | 1 | 0 |   |
| 1                           | 4        | 4  | 7  | 6 | 0 | 2.4   |
| 2                           | 2        | 12 | 6  | 1 | 0 | 2.85  |
| 3                           | 5        | 11 | 1  | 4 | 0 | 2.95  |
| 4                           | 5        | 3  | 12 | 0 | 0 | 2.65  |
| 5                           | 2        | 13 | 6  | 0 | 0 | 2.95  |
| 6                           | 2        | 10 | 9  | 0 | 0 | 2.8   |
| 7                           | 4        | 7  | 9  | 1 | 0 | 2.8   |
| 8                           | 2        | 8  | 10 | 1 | 0 | 2.65  |
| 9                           | 3        | 7  | 10 | 1 | 0 | 2.7   |
| 10                          | 2        | 6  | 13 | 0 | 0 | 2.6   |
| 11                          | 7        | 7  | 4  | 3 | 0 | 3   |
| 12                          | 9        | 8  | 3  | 1 | 0 | 3.35  |
| 13                          | 2        | 11 | 7  | 1 | 0 | 2.8   |
| 14                          | 8        | 5  | 5  | 2 | 0 | 2.95  |
| 15                          | 6        | 8  | 5  | 2 | 0 | 3   |
| 16                          | 6        | 5  | 5  | 0 | 0 | 2.45  |
| 17                          | 5        | 11 | 4  | 1 | 0 | 3.1   |
| 18                          | 5        | 9  | 4  | 3 | 0 | 2.9   |
| 19                          | 2        | 5  | 9  | 5 | 0 | 2.3   |
| 20                          | 4        | 8  | 7  | 2 | 0 | 2.8   |
| AVG. GPA=<br>SUM(G3:G22)/20 |          |    |    |   |   | 2.80  |

Feedback Analysis Coordinator  
 Mrs. Leena Rajesh Waghulde

HOD  
 Mrs. Minal T. Kolhe

Principal

KCES's COLLEGE OF Engineering & Information Tehnology

DEPARTMENT: MBA

A.Y.2018-19

2.7 Student satisfaction survey analysis

| QUE. NO.                    | Response |    |   |   |   | AVG. GPA of each QUE.<br>(B*4+C*3+D*2+E*1+F*0)/20 |
|-----------------------------|----------|----|---|---|---|---|
|                             | 4        | 3  | 2 | 1 | 0 |   |
| 1                           | 12       | 8  | 0 | 0 | 0 | 3.6   |
| 2                           | 9        | 11 | 0 | 0 | 0 | 3.45  |
| 3                           | 16       | 2  | 0 | 0 | 2 | 3.5   |
| 4                           | 4        | 13 | 1 | 2 | 0 | 2.95  |
| 5                           | 11       | 7  | 2 | 2 | 0 | 3.55  |
| 6                           | 8        | 11 | 1 | 0 | 0 | 3.35  |
| 7                           | 9        | 8  | 3 | 0 | 0 | 3.3   |
| 8                           | 10       | 8  | 2 | 0 | 0 | 3.4   |
| 9                           | 7        | 13 | 0 | 0 | 0 | 3.35  |
| 10                          | 13       | 5  | 1 | 1 | 0 | 3.5   |
| 11                          | 7        | 11 | 1 | 1 | 0 | 3.2   |
| 12                          | 12       | 7  | 0 | 1 | 0 | 3.5   |
| 13                          | 8        | 7  | 5 | 0 | 0 | 3.15  |
| 14                          | 7        | 12 | 1 | 0 | 0 | 3.3   |
| 15                          | 11       | 9  | 0 | 0 | 0 | 3.55  |
| 16                          | 10       | 7  | 3 | 0 | 0 | 3.35  |
| 17                          | 10       | 6  | 2 | 2 | 0 | 3.2   |
| 18                          | 7        | 9  | 4 | 0 | 0 | 3.15  |
| 19                          | 10       | 10 | 0 | 0 | 0 | 3.5   |
| 20                          | 8        | 10 | 2 | 0 | 0 | 3.3   |
| AVG. GPA=<br>SUM(G3:G22)/20 |          |    |   |   |   | 3.36  |



Feedback Analysis Coordinator  
Mrs Poonam Wani



HOD  
Mr. S R Sugandhi




Principal


**KCES's COLLEGE OF Engineering & Information Tehnology**  
**DEPARTMENT: ELECTRICAL ENGINEERING**  
**A.Y.2018-19**

**2.7 Student satisfaction survey analysis**

| QUE. NO.                    | Response |    |   |   |   | AVG. GPA of each QUE.<br>(B*4+C*3+D*2+E*1+F*0)/20 |
|-----------------------------|----------|----|---|---|---|---|
|                             | 4        | 3  | 2 | 1 | 0 |   |
| 1                           | 13       | 5  | 1 | 1 | 0 | 3.5   |
| 2                           | 6        | 8  | 2 | 1 | 2 | 2.65  |
| 3                           | 6        | 8  | 2 | 3 | 0 | 2.75  |
| 4                           | 9        | 3  | 8 | 0 | 0 | 3.05  |
| 5                           | 5        | 6  | 5 | 4 | 0 | 2.6   |
| 6                           | 10       | 4  | 2 | 4 | 0 | 3   |
| 7                           | 9        | 4  | 3 | 3 | 1 | 2.85  |
| 8                           | 9        | 6  | 2 | 2 | 1 | 3   |
| 9                           | 6        | 9  | 1 | 0 | 4 | 2.65  |
| 10                          | 9        | 6  | 2 | 3 | 0 | 3.05  |
| 11                          | 9        | 7  | 1 | 2 | 1 | 3.05  |
| 12                          | 9        | 8  | 1 | 1 | 1 | 3.15  |
| 13                          | 8        | 3  | 1 | 6 | 2 | 2.45  |
| 14                          | 3        | 11 | 3 | 1 | 0 | 2.6   |
| 15                          | 8        | 5  | 3 | 3 | 1 | 2.8   |
| 16                          | 9        | 9  | 1 | 1 | 0 | 3.3   |
| 17                          | 7        | 7  | 2 | 3 | 1 | 2.8   |
| 18                          | 6        | 6  | 4 | 2 | 2 | 2.6   |
| 19                          | 9        | 3  | 4 | 4 | 0 | 2.85  |
| 20                          | 4        | 11 | 3 | 2 | 0 | 2.85  |
| AVG. GPA=<br>SUM(G3:G22)/20 |          |    |   |   |   | 2.88  |

  
**Feedback Analysis Coordinator**  
**Mr. U. R. KOTHOKE**

  
**HOD**  
**Mr.K. M. MAHAJAN**

  
**Principal**