


**Khandesh College Education Society's  
College of Engineering and Management, Jalgaon**



# **Rubrics for All Engineering Programs**


**w.e.f: AY 2020-21**



**Rubrics for Home Assignments: Final Marks Out of 10 = Average of all home assignments**

Sr No	Criteria and Marks	Evaluation Criteria and Marks			Score
		1	<b>Regularity (3)</b>	Submitted on or before due date (3)	
2	<b>Presentation (3)</b>	Good handwriting, proper diagram, minimum language error, All solutions in stepwise. (3)	Good handwriting but poor diagram, most of solutions in stepwise. (2)	Handwriting not legible, poor diagram, no stepwise solution. (1)	
3	<b>Accuracy (4)</b>	More than 90 % answers are correct (4)	70 % to 90 % answers are correct (3)	50 % to 70 % answers are correct (2)	Less than 50 % answers are correct (1)
<b>Total</b>					




  
 PRINCIPAL  
 K.C.E.SOCIETY'S  
 COLLEGE OF ENGG. &  
 MANAGEMENT, JALGAON

**Rubrics for Laboratory Course : Final Marks Out of 30 = Average of All Experiments**

Sr No	Criteria and marks	Below average	Good	Excellent
1	Regularity performing experiment (3) in the	Performing experiment within four weeks with the permission of teacher (1)	Performing experiment within two weeks with the permission of teacher (2)	Performing experiment at regular turn or in the same week with the permission of teacher (3)
2	Regularity evaluating the experiment (3) in	Evaluation within four weeks (1)	Evaluation within two weeks (2)	Evaluation at the time of next turn (3)
3	Performance laboratory(6) in	No initiative in the group i.e. simply watching the practical (1 - 2)	Some efforts taken in performance of experiment (3-4)	Efficiently performed the practical, taking initiative. (5-6)
4	Presentation (6)	Messy writing, language errors, no use of pencils and/or scale for drawing figures etc (1-2)	Moderate write up and language errors, used pencil and/or scale for drawing figures. (3-4)	Neat and well organized write up, minimum language errors, used pencil and/or scale for drawing figures, proper labeling to figures. (5 - 6)
5	Data and conclusion (6)	Some attempts made in recording the data but improper calculations and graphs, inappropriate conclusion. (1-2)	Data obtained but moderate calculations, graphs and conclusion. (3-4)	Data obtained with correct calculations, graphs and conclusion. (5 - 6)
6	Depth of understanding (oral) (6)	Could answer only 1 - 2 questions out of 6-7 questions (1-2)	Could answer only 3-4 questions out of 6-7 questions (3-4)	Could answer only 5 - 6 questions out of 6-7 questions (5 - 6)



  
**PRINCIPAL**  
 K.C.E.SOCIETY'S  
 COLLEGE OF ENGG. &  
 MANAGEMENT, JALGAON

## Rubric for Major Project Evaluation

### Rubric #R1: Project Phase – I (Review I) Maximum Marks: 15

Sr No	Parameter and Marks	Below Average (Up to 33%)	Good (34% to 66%)	Excellent (67 % and more )	Score
1	<b>Problem identification/ Topic Selection(3)</b>	Old topic, Out of scope, Limited societal/ environmental/ ethical relevance	Latest topic but limited applications, No research scope, Moderate societal/ environmental/ ethical relevance	Latest topic with sufficient applications, research scope, Strong societal/ environmental/ ethical relevance	
2	<b>Literature Survey (6)</b>	Information is gathered from 1 – 2 sources.	Information is gathered from 3- 5 sources.	Information is gathered more than 6 sources	
3	<b>Proposed Methodology and Depth of Understanding(Oral) (6)</b>	Flow chart to be followed is not known, could answer only 1 questions out of 3-4 questions	Flow chart to be followed is known, could answer only 1-2 questions out of 3-4 questions	Flow chart to be followed is known, could answer at least 3 questions out of 3-4 questions	

### Rubric #R2: Project Phase – I (Review II) Maximum Marks: 15

Sr No	Parameter and Marks	Below Average (Up to 33%)	Good (34% to 66%)	Excellent (67 % and more )	Score
1	<b>Work Progress (Around 25% work ie Design completed and plan for execution may be ready)(6)</b>	Less than 15 % work is over ie design work is incomplete	Around 20 % work is over ie design work is completed but execution plan is not ready.	Around 25% work ie design work is completed and plan for execution is also. ready	
2	<b>Depth of Understanding (Presentation and oral)(3)</b>	Average presentation and could answer only 1-2 questions out of 6-7 questions	Average presentation and could answer only 3 - 4 questions out of 6-7 questions or nice presentation but could answer only 1-2 questions out of 6-7 questions	Nice presentation and could answer only 4-6 questions out of 6-7 questions	
3	<b>Regularity(3)</b>	Maintained log book but attendance is 75 – 80%	Maintained log book but attendance is 80 – 85%	Maintained log book and attendance is more than 85 %	



PRINCIPAL  
K.C.E. SOCIETY'S  
COLLEGE OF ENGG. &  
MANAGEMENT, JALGAON

**Rubric #R3: Project Phase – I (End Semester Review) Maximum Marks: 15**

Sr No	Parameter and Marks	Below Average (Up to 33%)	Good (34% to 66%)	Excellent (67 % and more )	Score
1	<b>Work Progress</b> (Around 40 % work ie Design, component selection and procurement or equivalent execution may be ready)(6)	Less than 25 % work is over ie only design work is completed and execution plan is ready	Around 30 % work is over ie design work, execution plan is ready and component selection or equivalent execution is nearly ready.	Around 40 % work ie Design work, component selection and procurement or equivalent execution is ready	
2	<b>Depth of Understanding</b> (Presentation and oral)(6)	Averagr presentation and could answer only 1-2 questions out of 6-7 questions	Averagr presentation and could answer only 3 - 4 questions out of 6-7 questions or nice presentation but could answer only 1-2 questions out of 6-7 questions	Nice presentation and could answer only 4-6 questions out of 6-7 questions	
3	<b>Regularity</b> (3)	Maintained log book but attendance is 75 – 80%	Maintained log book but attendance is 80 – 85%	Maintained log book and attendance is more than 85 %	

**Rubric #R4:Project Phase – I (Project Report and Leadership Evaluation)Maximum Marks: 15**

	Parameter	Below Average (1-2)	Good (3-4)	Excellent (5)	Score
1	<b>Project Report and presentation</b> (6)	Project report not according to the specified format, language errors, in-sufficient and/or inappropriate references , citations etc	Project report is according to the specified format, few language errors, References and citations are in-sufficient or inappropriate etc.	Project report is according to the specified format, minimum language errors, sufficient and appropriate - references / citations	
b	<b>Description of Concepts and Technical Details</b> (6)	Incomplete/improper explanation of the key concepts, in-sufficient description of the technical requirements of the project	Moderate explanation of the key concepts, proper description of the technical requirements of the project.	Complete and proper explanation of the key concepts, proper description of the technical requirements of the project.	
c	<b>Leadership</b> (3)	Less active in the group.	Average active in the group.	Very much active in the group.	




PRINCIPAL  
K.C.E.SOCIETY'S  
COLLEGE OF ENGG. &  
MANAGEMENT, JALGAON

**Rubric #R1: Project Phase – II (Review I) Maximum Marks: 15**

Sr No	Parameter and Marks	Below Average (Up to 33%)	Good (34% to 66%)	Excellent (67 % and more )	Score
1	<b>Work Progress</b> (Around 60 % - 65% work is completed and plan for execution of remaining work may be ready)(6)	Less than 45 % work is over and plan for remaining work is ready	Around 45 % to 60 % work is over and plan for remaining work is ready	More than 60 % work is over and plan for remaining work is ready	
2	<b>Depth of Understanding</b> (Presentation and oral)(6)	Average presentation and could answer only 1-2 questions out of 6-7 questions	Average presentation and could answer only 3 - 4 questions out of 6-7 questions or nice presentation but could answer only 1-2 questions out of 6-7 questions	Nice presentation and could answer only 4-6 questions out of 6-7 questions	
3	<b>Regularity (3)</b>	Maintained log book but attendance is 75 – 80%	Maintained log book but attendance is 80 – 85%	Maintained log book and attendance is more than 85 %	

**Rubric #R2: Project Phase – II (Review II) Maximum Marks: 15**

Sr No	Parameter and Marks	Below Average (Up to 33%)	Good (34% to 66%)	Excellent (67 % and more )	Score
1	<b>Work Progress</b> (Around 85%-90% work should be completed and plan for execution of remaining work may be ready)(6)	Less than 70 % work is over and plan for remaining work is ready	Around 70 % to 80 % work is over and plan for remaining work is ready	More than 80 % work is over and plan for remaining work is ready	
2	<b>Depth of Understanding</b> (Presentation and oral) (6)	Average presentation and could answer only 1-2 questions out of 6-7 questions	Average presentation and could answer only 3 - 4 questions out of 6-7 questions or nice presentation but could answer only 1-2 questions out of 6-7 questions	Nice presentation and could answer only 4-6 questions out of 6-7 questions	
3	<b>Regularity (3)</b>	Maintained log book but attendance is 75 – 80%	Maintained log book but attendance is 80 – 85%	Maintained log book and attendance is more than 85 %	



PRINCIPAL  
K.C.E. SOCIETY'S  
COLLEGE OF ENGG. &  
MANAGEMENT, JALGAON

**Rubric #R3: Project Phase – II (End Semester Review)**

**Maximum Marks: 15**

Sr No	Parameter	Below Average (Up to 33%)	Good (34% to 66%)	Excellent (67 % and more )	Score
1	<b>Work Progress</b> (100 % work should be over) (6)	Work is over but quality of work is poor and not working/no result.	Work is over but quality of work is averagewith some results.	Work is over, quality of work is good with proper results.	
2	<b>Depth of Understanding</b> (Presentation and oral) (6)	Averagr presentation and could answer only 1-2 questions out of 6-7 questions	Averagr presentation and could answer only 3 - 4 questions out of 6-7 questions or nice presentation but could answer only 1-2 questions out of 6-7 questions	Nice presentation and could answer only 4-6 questions out of 6-7 questions	
3	<b>Regularity</b> (3)	Maintained log book but attendance is 75 – 80%	Maintained log book but attendance is 80 – 85%	Maintained log book and attendance is more than 85 %	

**Rubric #R4: Project Phase – II (Project Report and Leadership Evaluation)**

**Maximum Marks: 15**

Sr No	Parameter	Below Average (1-2)	Good (3-4)	Excellent (5)	Score
1	<b>Project Report and presentation</b> (6)	Project report not prepared according to the specified format, language errors, References and citations are insufficient and/or inappropriate, poor figures.	Project report is prepared according to the specified format, few language errors, References and citations are insufficient or inappropriate, average figures.	Project report is prepared according to the specified format, minimum language errors, References and citations are sufficient and appropriate, good figures.	
2	<b>Description of Concepts and Technical Details</b> (6)	Incomplete/improper explanation of the key concepts, in-sufficient description of the technical requirements of the project	Moderate explanation of the key concepts, proper description of the technical requirements of the project.	Complete and proper explanation of the key concepts, proper description of the technical requirements of the project.	
3	<b>Leadership</b> (3)	Less active in the group.	Average/moderate active in the group.	Very much active in the group.	



PRINCIPAL  
K.C.E.SOCIETY'S  
COLLEGE OF ENGG. &  
MANAGEMENT, JALGAON

**Rubric #R1:Mini Project (Review I)Maximum Marks: 12**

Sr No	Parameter and Marks	Below Average (Up to 33%)	Good (34% to 66%)	Excellent (67 % and more )
1	<b>Problem identification/ Topic Selection(3)</b>	Old and irrelevant topic, Out of scope, Limited societal/ environmental/ ethical relevance	Old but relevant topic with limited applications, Moderate societal/ environmental/ ethical relevance	Latest and relevant topic with sufficient applications, societal/ environmental/ ethical relevance
2	<b>Literature Survey (3)</b>	Information is gathered from only 1 source.	Information is gathered from 2- 3 sources.	Information is gathered more than 3 sources
3	<b>Proposed Methodology, Work Progress, Depth of Understanding(Oral) (6)</b>	Flow chart/work flow to be followed is not known, work not started, could answer only 1 questions out of 3-4 questions	Flow chart/ work flow to be followed is known, around 15-20 % work is over ie design work is completed but execution plan is not ready, could answer only 1-2 questions out of 3-4 questions	Flow chart/ work flow to be followed is known, around 20 - 25 % work is over ie design work is completed but execution plan is also ready, could answer atleast 3 questions out of 3-4 questions

**Rubric #R2: Mini Project (Review II) Maximum Marks: 13**

Sr No	Parameter and Marks	Below Average (Up to 33%)	Good (34% to 66%)	Excellent (67 % and more )
1	<b>Work Progress (Around 70% work should be ready)(5)</b>	Less than 50 % work is over	Around 50 - 60 % work is over	Around 70% work is over
2	<b>Depth of Understanding (Presentation and oral)(5)</b>	Average presentation and could answer only 1-2 questions out of 6-7 questions	Average presentation and could answer only 3 - 4 questions out of 6-7 questions or nice presentation but could answer only 1-2 questions out of 6-7 questions	Nice presentation and could answer only 5-6 questions out of 6-7 questions
3	<b>Regularity(3)</b>	Maintained log book but attendance is 75 – 80%	Maintained log book but attendance is 80 – 85%	Maintained log book and attendance is more than 85 %



PRINCIPAL  
K.C.E.SOCIETY'S  
COLLEGE OF ENGG. &  
MANAGEMENT, JALGAON



**Rubric #R3: Mini Project (End Semester Review) Maximum Marks: 13**

Sr No	Parameter and Marks	Below Average (Up to 33%)	Good (34% to 66%)	Excellent (67 % and more )
1	<b>Work Progress</b> (100% work should be ready)(5)	Work incomplete and results not obtained	Work completed but results are not satisfactory	Work completed and results are satisfactory
2	<b>Depth of Understanding</b> (Presentation and oral)(5)	Average presentation and could answer only 1-2 questions out of 6-7 questions	Average presentation and could answer only 3 - 4 questions out of 6-7 questions or nice presentation but could answer only 1-2 questions out of 6-7 questions	Nice presentation and could answer only 5-6 questions out of 6-7 questions
3	<b>Regularity (3)</b>	Maintained log book but attendance is 75 – 80%	Maintained log book but attendance is 80 – 85%	Maintained log book and attendance is more than 85 %

**Rubric #R4:Mini Project(Project Report and Leadership Evaluation)Maximum Marks: 12**

	Parameter	Below Average (1-2)	Good (3-4)	Excellent (5)
1	<b>Project Report and its presentation (6)</b>	Project report not according to the specified format, language errors, in-sufficient and/or inappropriate references, citations etc	Project report is according to the specified format, few language errors, References and citations are in-sufficient or inappropriate etc.	Project report is according to the specified format, minimum language errors, sufficient and appropriate - references / citations
b	<b>Description of Concepts and Technical Details (3)</b>	Incomplete/improper explanation of the key concepts, in-sufficient description of the technical requirements of the project	Moderate explanation of the key concepts, proper description of the technical requirements of the project.	Complete and proper explanation of the key concepts, proper description of the technical requirements of the project.
c	<b>Leadership (3)</b>	Less active in the group.	Average active in the group.	Very much active in the group.



PRINCIPAL  
K.C.E.SOCIETY'S  
COLLEGE OF ENGG. &  
MANAGEMENT, JALGAON

**Rubrics for Seminar Evaluation** Final Marks Out of 30 = (Mid Sem Evaluation Out of 21 + End Sem Evaluation out of 9)/2

Rubric #R1: Seminar (Mid Sem Evaluation)			Maximum Marks: 21		
Sr No	Criteria	Below Average (Up to 33%)	Good (34% to 66%)	Excellent (67 % and more )	Score
1	Topic Selection(9)	Old topic, Out of scope, Limited societal/ environmental/ ethical relevance	Latest topic but limited applications, No research scope, Moderate societal/ environmental/ ethical relevance	Latest topic with sufficient applications, research scope, Strong societal/ environmental/ ethical relevance	
2	Literature Survey (6)	Information is gathered from 1 – 2 sources.	Information is gathered from 3- 5 sources.	Information is gathered more than 6 sources	
3	Presentation and Depth of Understanding (6)	Unable to convey the idea, poor communication skills, could answer only 1-2 questions out of 5-6 questions	Could convey the idea, moderate communication skills, could answer 3-4 questions out of 5-6 questions	Could convey the idea nicely, good communication skills, could answer at least 5 questions out of 5-6 questions	


Rubric #R2: Seminar (End Sem Evaluation)			Maximum Marks: 39		
Sr No	Criteria	Below Average (Up to 33%)	Good (34% to 66%)	Excellent (67 % and more )	Score
1	Literature Survey (3)	Information is gathered from additional 1 – 2 sources after mid sem review.	Information is gathered from additional 3- 4 sources after mid sem review.	Information is gathered from additional 5 – 6 sources after mid sem review.	
2	Presentation (12)	Average presentation, could not convey concept properly, poor quality slides, simply reading from slides.	Moderate presentation, could convey concept , average quality slides, average communication skills.	Nice presentation, could convey concept properly, good quality slides, minimum language errors	
3	Depth of Understanding (Oral) (9)	Could answer only 1-2 questions out of 6-7 questions	Could answer only 3 - 4 questions out of 6-7 questions or nice presentation but could answer only 1-2 questions out of 6-7 questions	Could answer only 4-6 questions out of 6-7 questions	
4	Report (9)	Seminar report not prepared according to the specified format, language errors, references and citations are in-sufficient and/or inappropriate, incomplete/improper explanation of the key concepts, poor quality of figures.	Seminar report prepared according to the specified format, less language errors, references and citations are just sufficient, average explanation of the key concepts, average quality of figures.	Seminar report prepared according to the specified format, minimum language errors, references and citations are sufficient and r appropriate, proper explanation of the key concepts, good quality of figures.	
5	Regularity (6)	Maintained log book but attendance is 75 – 80%	Maintained log book but attendance is 80 – 85%	Maintained log book and attendance is more than 85 %	

PRINCIPAL

K. J. SOMAIYA SOCIETY'S  
COLLEGE OF ENGG. &  
MANAGEMENT, JALGAON

<b>Rubric : Internship Maximum Marks: 25</b>				
<b>Sr No</b>	<b>Parameter and Marks</b>	<b>Below Average (Up to 33%)</b>	<b>Good (34% to 66%)</b>	<b>Excellent (67 % and more )</b>
<b>1</b>	<b>Selection of Industry (3)</b>	Irrelevant industry with no scope in future study/job/business/work, Limited societal/ environmental/ ethical relevance of the internship	Relevant industry with limited scope in future study/job/business/work,,societal/ environmental/ ethical relevance of the internship-moderate.	Relevant industry with good scope in future study/job/business/work,, societal/ environmental/ ethical relevance of the internship- good.
<b>2</b>	<b>Regularity(6)</b>	Maintained log book and attendance is 75 – 80%	Maintained log book and attendance is 80 – 85%	Maintained log book and attendance is more than 85 %
<b>3</b>	<b>Depth of Understanding/ Knowledge gained during internship (Presentation and oral)(9)</b>	Average presentation and could answer only 1-2 questions out of 6-7 questions	Average presentation and could answer only 3 - 4 questions out of 6-7 questions or nice presentation but could answer only 1-2 questions out of 6-7 questions	Nice presentation and could answer only 4-6 questions out of 6-7 questions
<b>4</b>	<b>Internship Report (7)</b>	Internship report not prepared according to the specified format, more language errors,Incomplete/improper explanation of the key concepts and/or the knowledge gained during internship,poor figures.	Internship report prepared according to the specified format, less language errors,average explanation of the key concepts and/or the knowledge gained during internship,average figures.	Internship report prepared according to the specified format, minimumlanguage errors,good explanation of the key concepts and/or the knowledge gained during internship,average figures.



  
**PRINCIPAL**  
**K.C.E.SOCIETY'S**  
**COLLEGE OF ENGG. &**  
**MANAGEMENT, JALGAON**