


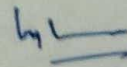


KCES's College of Engineering and Management, Jalgaon
Activity Report

Name of The Activity: Student Development Program on Introduction to Computers.

Category of activity	Curricular	Co-curricular	Extra-curricular
Date:	22/03/2021 to 26/03/2021	Participants profile:	FE Students
Name of Co-ordinator (S)	1.Mr. Shripad M. Jambhaikar		
Guest/ Experts (If any)	By Spoken Tutorials IIT Bombay.		
Objective for conducting activity	➤ Students should be aware of Computer Knowledge.		
Methodology	➤ Online Session was conducted with help of video lectures by Spoken tutorial IIT Bombay.		
Out Come	➤ Students become aware of Computer Knowledge.		


IQAC coordinator


Principal

To,
Prof. A. Y. Surywanshi
Coordinator Spoken Tutorial
KCES's COEM Jalgaon

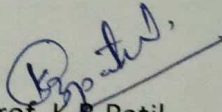
Subject : Regarding Training Planner of A.Y. 2020-21 SEM – I

Dear Sir,

As per the your letter Regarding Training Planner of A.Y. 2020-21 SEM – I of dated 07/03/2021 for planning training Student/Faculty Development we are submitting the Training Planner attached with this letter.

Thanking You.

Yours,


Prof. K.B. Patil

H.O.D

Basic Science Department
KCES's COEM Jalgaon

Date:07/03/2021

To,
Prof.K.B.Patil
H.O.D,
Basic Science Department
KCES's COEM Jalgaon

Subject : Regarding Training Planner of A.Y. 2020-21 SEM - I


Dear Sir,

As we have done collaboration with the Spoken tutorial a Project of IIT Bombay , from this academic year we have to prepare Training Planner for the student and faculty , all training will be conducted as per the training planner , so submit Training Planner of A.Y. 2020-21 for SEM – I through your departmental spoken tutorial coordinator.

List of Coordinator:

Sr. No	Name of Coordinator	Department
1	Prof. Rahul Patil	Electrical Department
2	Prof. Kushal Badgujar	E X T C Department
3	Prof. Pooja Naval	Computer Department
4	Prof.Dhiraj Patil	Mechanical Department
5	Prof. Shripad Jambhaikar	Basic Science Department
6	Prof. Prasad Kulkarni	M.Tech EPS
7	Prof. Digambar Sonawane	MBA

Thanking You.

 Yours,

Prof. Avinash Y. Surywanshi
Coordinator Spoken Tutorial
KCES's COEM Jalgaon

Date: 10/03/2021

To,
Prof.K.B.Patil
H.O.D,
Basic Science Department
KCES's COEM Jalgaon

Subject : Regarding Student Development Program scheduled on
Introduction to Computers from 22/03/2021 to 26/03/2021.


Dear Sir,

As per the A. Y. 2020-21 Training planner of Basic Science department, Student
Development Program scheduled on Introduction to Computers from 22/03/2021 to
26/03/2021 so for making necessary arrangement provide following details.

Sr. No	Details
1	Name of Coordinator(Other than Spoken Tutorial Coordinator)
2	Name of Invigilator
3	Date of Examination

Thanking You.

Yours,



Prof. Avinash Y. Surywanshi
Coordinator Spoken Tutorial
KCES's COEM Jalgaon

Date: 15/03/2021

To,
Prof. A. Y. Surywanshi
Coordinator Spoken Tutorial
KCES's COEM Jalgaon

Subject : Regarding Student Development Program scheduled on
Introduction to Computers from 22/03/2021 to 26/03/2021.

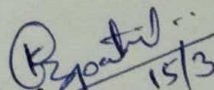
Dear Sir,

As per the your letter for making necessary arrangement of the Student Development Program scheduled on Introduction to Computers from 22/03/2021 to 26/03/2021 Required details as follow.

Sr. No	Details	
1.	Name of Coordinator for SDP/FDP(Other than Spoken Tutorial Coordinator)	Prof. S.M.Jambhaikar
2	Name of Invigilator	Dr.Prof.P.A.Vikhar
3	Date of Examination	31 March 2021

Thanking You.

Yours,


Prof. K.B.Patil

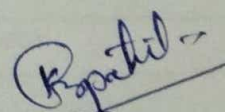
H.O.D Basic Science Dept.
KCES's COEM Jalgaon

K.C.E. SOCIETY'S
COLLEGE OF ENGINEERING & MANAGEMENT, JALGAON - 425001
Basic Science Department
Academic Year 2020-21 SEM - I

DATE: 18/03/2021

Important Notice

All the students are hereby inform that one week online student development program is arranged by the Basic Science department in association with Spoken tutorial IIT Bombay on **Introduction to Computers** from 22/03/2021 to 26/03/2021, so it is compulsory to all the students to attend program. For any query contact Mr. Shripad M. Jambhaikar , spoken tutorial coordinator .


HOD

Mr.K.B.Patil

KCES's COLLEGE OF ENGINEERING AND MANAGEMENT JALGAON

A.Y 2020-21

Spoken tutorial IIT Bombay

Participant List

Class: F.Y. B.Tech (computer Engg.)

Sr.No	Name of student	Email ID	Gender
1	ADITYA MAHAJAN	adityamahajan2003@gmail.com	Male
2	DIPAK AHIRE	ahiredipak069@gmail.com	Male
3	ATHARVA BHADANE	rajbiz828@gmail.com	Male
4	YUGANDHARA BHAGWAT	yugandharabhagwat2@gmail.com	Female
5	KUNAL BHANGALE	kunalrbhangale1002@gmail.com	Male
6	CHETAN CHAUDHARI	chaudharic444@gmail.com	Male
7	GAYATRI CHAUDHARI	gayatrichaudhari277@gmail.com	Female
8	KOMAL CHAUDHARI	komalchaudhari107@gmail.com	Female
9	YOGESHWAR CHAUDHARI	yogeshwarchaudhari4271@gmail.com	Male
10	ANKIT DUBEY	ankubhai677@gmail.com	Male
11	GUNWANT JANGALE	gunwantbjangale@gmail.com	Male
12	NAMRATA KASHIKAR	shubham20091995@gmail.com	Female
13	HEMANT KOLHE	hpkolhe0@gmail.com	Male
14	DIPAK MAHALE	mahaledipak12345@gmail.com	Male
15	PRITI MAHALE	pritimahale152001@gmail.com	Female
16	JYOTSNA MARATHE	jjyotsnamarathe199@gmail.com	Female
17	VRUSHALI MAVALE	vrushalimavale@gmail.com	Female
18	MAYURESH SURYAVANSHI	Mayureshsuryavanshi7@gmail.com	Male
19	PALLAVI NARKHEDE	pallavinarkhede182@gmail.com	Female
20	TEJAS NIKUMBH	tejasnikumbh18@gmail.com	Female
21	AISHWARYA PANGALE	aishwaryapangale0@gmail.com	Female
22	CHETAN PATIL	chetu2244sonu@gmail.com	Male
23	GHANASHYAM PATIL	ghanshyampatil0097@gmail.com	Male
24	KHUSHAL PATIL	patilkhushal883@gmail.com	Male
25	MEGHANA PATIL	meghanapatil3110@gmail.com	Female
26	NILESH PATIL	nileshpatil7767@gmail.com	Male
27	NILIMA PATIL	nilimaspat@gmail.com	Female
28	NITU PATIL	nitupatil770@gmail.com	Female
29	SAMRAT PATIL	psamrat113@gmail.com	Male
30	SHRUTI PATIL	shailendrapatil639@gmail.com	Female
31	SUYOG PATIL	skpatil2025@gmail.com	Male

32	VAIBHAV PATIL	hiralalpatil425001@gmail.com	Male
33	ROSHAN PATLE	roshanishwarpatle@gmail.com	Male
34	AMOL PAWAR	amolpawar1209@gmail.com	Male
35	YASH PHALAK	Phalakyash@gmail.com	Male
36	PUSHKAR SHIRODE	pushkarshirode0912@gmail.com	Male
37	SAGAR KAPURE	sagarpkapure8004@gmail.com	Male
38	VISHAKHA SALI	salivishakha86@gmail.com	Female
39	AL AKAF SHAIKH	shaikhaftab4667@gmail.com	Male
40	MOHD REHAN SHAIKH	rehan.shaikh.9273@gmail.com	Male
41	MOHD ZAID SHAIKH	zaidshaikh9175@gmail.com	Male
42	RUPALI SHELAKHE	rupalisamadhan121@gmail.com	Female
43	YASH SONAR	anilsonar2011@gmail.com	Male
44	CHETNA SONAWANE	sonawanechetana123@gmail.com	Female
45	PANKAJ SURADKAR	suradkarpankaj4@gmail.com	Male
46	BHAVANA TONGALE	bhavanastongale@gmail.com	Female
47	VAISHNAVI PATIL	vaishusp01@gmail.com	Female
48	APURVA WANI	waniapurv1@gmail.com	Male
49	VAISHNAVI BHOSALE	vaishnavibhosale145@gmail.com	Female
50	MUKULSINGH RAJPUROHIT	mukulsinghrajpurohit@gmail.com	Male

KCES's COLLEGE OF ENGINEERING AND MANAGEMENT JALGAON

A.Y 2020-21

Spoken tutorial IIT Bombay

Participant List

Class: F.Y. B.Tech (Electrical Engg.)

Sr.No	Name of student	Email ID	Gender
1	JAYESH BADGUJAR	jayeshbadgujar0602@gmail.com	Male
2	NISHANT FIRKE	firkenishant12@gmail.com	Male
3	LOKESHKUMAR GUJAR	lokeshkumargujar2001@gmail.com	Male
4	HADI ALI SAYED	hadi.sayyed01@gmail.com	Male
5	NISAR KHATIK	nisar.khatik@gmail.com	Male
6	JAYESH KOLATE	jayeshkolate18@gmail.com	Male
7	LOKESH MAHAJAN	lokeshmahajan44@gmail.com	Male
8	PARAS MAHAJAN	mahajanparas361@gmail.com	Male
9	PAWAN NHAVKAR	nhavkarpawan143@gmail.com	Male
10	VIVEK PATIL	vivekpatil8675@gmail.com	Male
11	GUNVANT RANE	gunvantrane1610@gmail.com	Male
12	ANUP SHARMA	anupsharma7866@gmail.com	Male

KCES's COLLEGE OF ENGINEERING AND MANAGEMENT JALGAON

A.Y 2020-21

Spoken tutorial IIT Bombay

Participant List

Class: F.Y. B.Tech (E & TC Engg.)

Sr.No	Name of student	Email ID	Gender
1	TANMAY BHAJANI	tanmaybhajani@gmail.com	Male
2	SATISH CHAUDHARI	satishchaudhari918@gmail.com	Male
3	PRANOTI DHANGAR	pranotidhangar202@gmail.com	Female
4	KIRAN INGALE	kirangle1358@gmail.com	Male
5	NITIN MAHAJAN	mahajannitin88300@gmail.com	Male
6	DIPAK PATIL	dipakpatil70604@gmail.com	Male
7	MAYURI PATIL	mayuridpatil944@gmail.com	Female
8	SAYALI PATIL	sayalipatil20000@gmail.com	Female
9	TEJAS SOLUNKE	solunketejas77@gmail.com	Male
10	TEJAS BONDE	tejasbonde2233@gmail.com	Male
11	SHANKAR TELI	bgvanteli@gmail.com	Male

KCES's COLLEGE OF ENGINEERING AND MANAGEMENT JALGAON
A.Y 2020-21

Spoken tutorial IIT Bombay

Participant List

Class: F.Y. B.Tech (Mech. Engg.)

Sr.No	Name of student	Email ID	Gender
1	PRANESH APRAJ	praneshapraj2000@gmail.com	Male
2	AAKASH BARGHARE	akashbarghare@gmail.com	Male
3	NIKITA DESHMUKH	nikitadeshmukh663@gmail.com	Female
4	PRAVIN KALAL	pravinkalalvk11@gmail.com	Male
5	SAKET KULKARNI	saketkulkarni@gmail.com	Male
6	CHIRAG LADHE	chiragladhe76@gmail.com	Male
7	HIMALAY PATIL	himalaykpatil@gmail.com	Male
8	OM PATIL	op905350@gmail.com	Male
9	PANKAJ PATIL	0071pankajpatil@gmail.com	Male
10	RAHUL PATIL	rvp258566@gmail.com	Male
11	TUSHAR PATIL	tusharvpatil4128@gmail.com	Male
12	ABHISHEK SONAR	abhisonar8669@gmail.com	Male
13	MAYUR THOKE	rajputmayursinh2196@gmail.com	Male

About the Spoken Tutorial project

- Self explanatory - uses simple language
- Audio-video - uses multisensory approach
- Small duration - has better retention
- Learner-centered - learn at your own pace
- Learning by doing - learn and practice
- Simultaneous empowerment - learn a new FLOSS

Target Audience

Students

The Spoken Tutorial Project Team conducts workshops on Introduction to Computers and other FLOSS using spoken tutorials and gives certificates to those who pass an online test.

For more details, please write to contact@spoken-tutorial.org

The Spoken Tutorial Project

is funded by the
National Mission on Education
through Information and
Communication Technology,
Ministry of Human Resource
Development,
Government of India.

Contact Us:

Email: contact@spoken-tutorial.org
Website: <https://spoken-tutorial.org>




Spoken Tutorial by IIT Bombay is licensed
under a Creative Commons
Attribution-ShareAlike 4.0 International
License

All trademarks within this document belong to
their respective owners



Spoken Tutorial
<https://spoken-tutorial.org>



Introduction to Computers

National Mission on Education through
Information and Communication Technology
(NMEICT)

www.sakshat.ac.in

Funded by MHRD, Government of India.

Introduction

These Spoken Tutorials help the beginners to learn the basics about computer components and Using Gmail and Google drive. It is easy to learn for beginners

The following things are explained in this series
Computer

Various components of a computer and their connections
Connecting to a Printer and take a test print


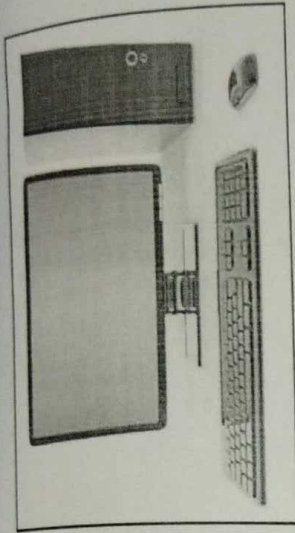
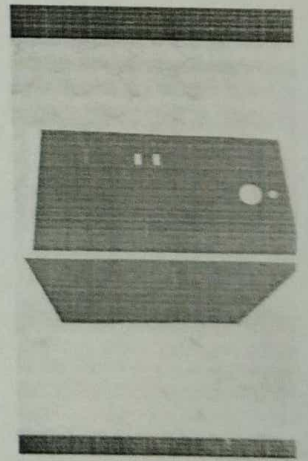

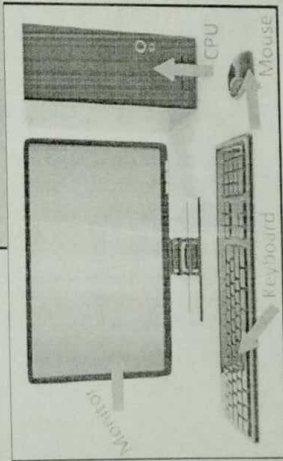

Gmail

Create a Gmail account
Compose Option for Emails
Format the email text.
Attach files to emails

Google Drive

Share files via Google Drive
Insert a photo or link into an email and about the Compose window options
Creating a document, a spreadsheet and a presentation

Uploading files & folders



Spoken Tutorials in Introduction to Computers series

Getting to know computers
Printer Connection
Introduction to Gmail
Compose Options for Email
Google Drive Options

ADVISORY COMMITTEE:

1. Prof. Sanjay O. Dahad Academic Director
2. Dr. Sanjay R. Sugandhi Campus Director
3. Dr. Pradnya A. Vikhar Academic Dean
4. Prof. Kiran B. Patil HOD Basic Science
5. Prof. Swapnil S. Patil HOD EXTC
6. Prof. Manoj D. Salunke HOD Mechanical
7. Prof. Kalpesh M. Mahajan HOD Electrical
8. Prof. Sushant S. Sananse Diploma Coordinator
9. Prof. A.Y. Suryawanshi SDP Cell Coordinator

CHIEF PATRON

Hon'ble. Nandkumar G. Bendale
President
K. C. E. Society, Jalgaon

PATRON

Dr. Kantilal P. Rane
Principal
KCES's COEM, Jalgaon.

CONVENER

Mrs. K.B. Patil
HOD, Basic Science Department
KCES's COEM, Jalgaon.

Mrs. Vidya Kadam
Spoken Tutorial Training Manager

Spoken Tutorial Project IIT, Bombay, CO-ORDINATORS

CO-ORDINATORS

Mr. Avinash Y. Suryawanshi
Asst. Prof. Computer Department
Mob. No. 9370679493

Mr. Shripad M. Jambhalkar
Asst. Prof. Basic Science Department
Mob. No. 9860261619



Khandesh College Education Society's

College of Engineering & Management,

Jalgaon

(NAAC Accredited)

(Approved by AICTE, New Delhi, Affiliated to

Dr. Babasaheb Ambedkar Technological University, Lonere and

Recognized by Government of Maharashtra)

Basic Science Department

In Association with

"Spoken Tutorial Project"

Indian Institute of Technology,


Bombay.

Organizes


Introduction to Computer's

on

22 March to 26 March 2021



Spoken



ABOUT COESS COEM JALGAON

The College of Engineering and Management, Jalgaon was established in year 2001, approved by AICTE, New Delhi & affiliated to Dr. Bahasaheb Ambedkar Technological University, Lonere, we are Khandesh College Education Society's brain child, an institution with a vigorous past, a dynamic present and brilliant future.

We offer a world of opportunities to students with modern educational philosophy and experienced faculty members. Our institution includes strong engineering foundation design to prepare engineers with a broad base of technical knowledge and personality.

Please visit <https://coem.jces.in/> for more details.

ABOUT FE DEPARTMENT

Applied Sciences is a bridge that connects pure science with engineering practices. It aims to provide a strong foundation for engineering students. The Department of Applied Sciences is one of the integral parts of the institute. The department offers multi-disciplinary courses in Chemistry, Advanced Engineering Materials, Environmental Science, Intellectual Property Rights, and Entrepreneurship Development. The Department has well equipped laboratories- Chemistry Laboratory, Language Laboratory, Physics Laboratory. These laboratories enable faculty and students to employ fundamental principles, create innovative solutions which are then handed off to engineering disciplines to be refined, enhanced and used to address important problems. The department caters to the all round development and academic needs of students by providing guidance and psychological counseling sessions, language testing services. Apart from this, lectures and seminars are conducted on personality development, stress management, study skills and life planning for students as well as faculty. The department believes in contributing to the image of COEM with hard work and sincerity.

ELIGIBILITY

1. Students from any University, Faculty of engineering, art, science, commerce and management institutions at Degree / Diploma levels, of are eligible to participate.
2. All the Participants are required to fill up online registration form before the deadlines.
3. The Spoken Tutorial Project team conducts online exam and gives certificate to those who pass (by earning min. 40% marks) the online test.
4. Participants should upload the proof of payment while registering through Google Forms.

ABOUT SPOKEN TUTORIAL

Spoken Tutorial is a multi-award winning educational content portal. Here one can learn various free and Open Source Software all by oneself. Our self-paced, multi-lingual courses ensure that anybody with a computer and a desire for learning can learn from any place, at any time and in a language of their choice. Please Visit <https://spoken-tutorial.org> for more details.

ABOUT COURSE

These Spoken Tutorials help the beginners to learn the basics about computer components and Using Gmail and Google drive. It is easy to learn for beginners

The following things are explained in this series Computer Various components of a computer and their connections Connecting to a Printer and take a test print

Gmail

Create a Gmail account Compose Option for Emails Format the email text. Attach files to emails

Google Drive

Share files via Google Drive Insert a photo or link into an email and about the Compose window options Creating a document, a spreadsheet and a presentation.

Spoken Tutorial in Introduction to Computers series

Getting to know computers Printer Connection Introduction to Gmail Compose Options for Email Google Drive Options.

IMPORTANT INSTRUCTIONS:

1. Resource Material Available:

<https://spoken-tutorial.org/tutorial-https://spoken-tutorial.org/tutorial>



INSTRUCTION FOR INVIGILATOR

Procedure to be followed by the Invigilator for conducting Online Test



Step 1: Register as an Invigilator :

1. First of all you will need to get a Username registered for yourself on the Spoken Tutorial website.
2. To do so, go to <http://spoken-tutorial.org/accounts/register/> This will take you directly to the registration page.
3. Fill in the details, your Username, Email-ID, password (should be minimum 8 character long) for your account and type the caption which appears in the box. Click on Register.
(To know more about Registration : <http://process.spoken-tutorial.org/images/5/5d/Create-New-Account.pdf>)
4. Now, login using your registered Username and Password.
5. Click on 'Software Training' link present in the header part of the screen, then select "Training Dashboard".
6. It will show two options namely "Add me as Organiser" and "Add me as Invigilator". Click on "Add me as Invigilator".
7. The Training Manager from the Spoken Tutorial team, IIT Bombay, will authenticate you as an Invigilator.

NOTE:

- Even if you already have an "Organizer" account, you can get registered as an "Invigilator". But the same person CANNOT be an Organizer and Invigilator for the same "Test".

Step 2: Approving the Test Request :

1. As soon as the Organiser requests for the "Test", the Training Manager (from Spoken Tutorial Team, IIT Bombay) will approve the request, followed by the Invigilator.
2. For approving the "Test", login with your (Invigilator) Username and Password on <http://spoken-tutorial.org>
3. Click on "Software Training" link present in the header part of the screen, and select "Training Dashboard".
4. Then locate "Approval Pending" under "Online Assessment Test" and click "Accept".
5. By approving the "Test" request, you are confirming your presence for the Test day.

Step 3: On the day of the Test :

1. Login to <http://spoken-tutorial.org> and enter your (Invigilator) Username and Password.
2. Click on **“Software Training”** link present in the header part of the screen, then select **“Training Dashboard ”**.
3. Select **“Ongoing Tests”** then click on **“Attendance”**.
4. Verbally, instruct and guide all the participants for the procedures related to the **“Online Test”**.
5. You will see a name list of participants, who took the Training conducted by an Organiser of your Institution. (The list will comprise of the names which were present in the CSV file uploaded while raising the Training request)
6. Select all the names of the participants who have come to the lab, to appear for the Online Test and click the **“Submit”** button.

NOTE:

1. After the completion of the Test by all the students / participants, click on **“Close the Test”** link, to end the process.
2. Completion Certificates will be automatically generated for the participants who cleared the test by securing 40% or above.
3. Certificates can be viewed by the students / participants via their own **“Student Dashboard”**.
4. Additionally, the respective **“Organizer”** and the **“Invigilator”** who have conducted the Test, can also view all the students' scores.
5. Participants who don't pass in the Test, will get a chance to re-attempt the Test after a gap of 15 days.
6. No. of attempts are not restricted, so as to enable participants to clear the Test in multiple attempts.



Instruction Sheet for Introduction to computers

Spoken Tutorial Team
IIT Bombay



1 Online / Offline content

1. The online content of Spoken Tutorials can be accessed from :
<http://spoken-tutorial.org/tutorial-search/>
2. You can also download the Spoken Tutorials for offline learning from :
<http://spoken-tutorial.org/cdcontent/>
3. From this link download the FOSS categories in the language you wish to learn.
4. The Spoken Tutorial content will be downloaded as a zip file on your machine.
5. Extract the contents of the zip file & access them.

2 The procedure to practise

1. You have been given a set of spoken tutorials and files.
2. You will typically do one tutorial at a time.
3. You may listen to a spoken tutorial and reproduce all the steps shown in the video.
4. If you find it difficult to do the above, you may consider listening to the *whole* tutorial once and then practise during the second hearing.

3 Introduction to computers

1. Click on "Select FOSS" or "All FOSS Categories" drop-down and choose "Introduction to computers".
2. Click on "Select Language" or "All Languages" drop-down and choose the language (English, Hindi, Marathi ...) in which you wish to learn.

3. Click on "Submit" button.
4. You will see a list of tutorials based on your selection.
5. Start with the first tutorial in the displayed list.


4 First tutorial: Getting to know computers

1. Locate the topic "Getting to know computers" and click on it.
2. To view the tutorial, click on the Play icon which is located in the player.
3. The Pre-requisite will be visible below the player (only for Online contents).
4. Outline, Assignments, Code Files and Slides are available below the player.
5. Adjust the size of the browser in such a way that you are able to practice in parallel.

4.1 Common instructions for Assignments

- (a) Attempt the Assignments as instructed in the tutorial.
 - (b) Save your work in your folder.
6. Play-pause-practise the whole tutorial.
 7. Once the tutorial is complete, choose the next tutorial from the playlist which is located on the right side or below the player.
 8. Follow all the above instructions, till you complete all the tutorials in the series.

Certificate of Participation

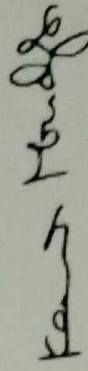


Spoken Tutorial
Project at
IIT Bombay

This is to certify that **PRANESH APRAJ** participated in the **Introduction to Computers** training organized at **KHANDESH COLLEGE EDUCATION SOCIETY'S COLLEGE OF ENGINEERING AND MANAGEMENT, JALGAON** in **January 2021** semester, with course material provided by the Spoken Tutorial Project, IIT Bombay.


A comprehensive set of topics pertaining to **Introduction to Computers** were covered in the training.

April 2nd 2021


Prof. Kannan M Moudgalya
IIT Bombay

Spoken Tutorial is a project at IIT Bombay, started with funding from the National Mission on Education through ICT, Ministry of Education (previously MHRD), Govt. of India

Certificate of Participation



Spoken Tutorial
Project at
IIT Bombay


This is to certify that **TANMAY BHAJANI** participated in the **Introduction to Computers** training organized at **KHANDESH COLLEGE EDUCATION SOCIETY'S COLLEGE OF ENGINEERING AND MANAGEMENT, JALGAON** in January 2021 semester, with course material provided by the Spoken Tutorial Project, IIT Bombay.

A comprehensive set of topics pertaining to **Introduction to Computers** were covered in the training.

April 2nd 2021

Prof. Kannan M Moudgalys
IIT Bombay

Certificate of Participation



Spoken Tutorial
Project at
IIT Bombay


This is to certify that **ADITYA MAHAJAN** participated in the **Introduction to Computers** training organized at **KHANDESH COLLEGE EDUCATION SOCIETY'S COLLEGE OF ENGINEERING AND MANAGEMENT, JALGAON** in **January 2021** semester, with course material provided by the Spoken Tutorial Project, IIT Bombay.

A comprehensive set of topics pertaining to **Introduction to Computers** were covered in the training.

April 2nd 2021

Prof. Kannan M Moudgalys
IIT Bombay

Certificate of Participation



Spoken Tutorial
Project at
IIT Bombay

This is to certify that **JAYESH BADGUJAR** participated in the **Introduction to Computers** training organized at **KHANDESH COLLEGE EDUCATION SOCIETY'S COLLEGE OF ENGINEERING AND MANAGEMENT, JALGAON** in **January 2021** semester, with course material provided by the Spoken Tutorial Project, IIT Bombay.

A comprehensive set of topics pertaining to **Introduction to Computers** were covered in the training.

April 2nd 2021

Prof. Kannan M Moudgalya
IIT Bombay